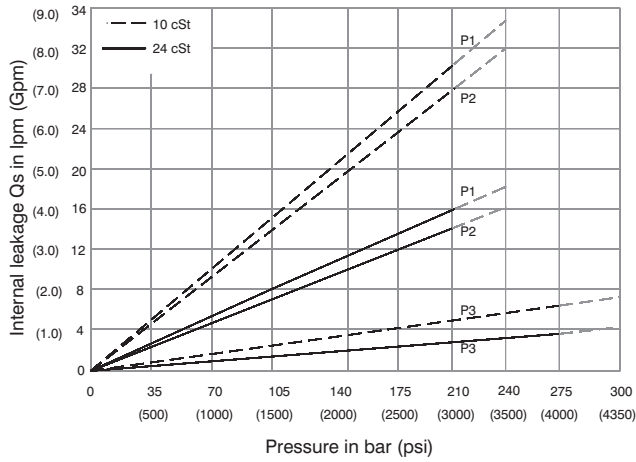
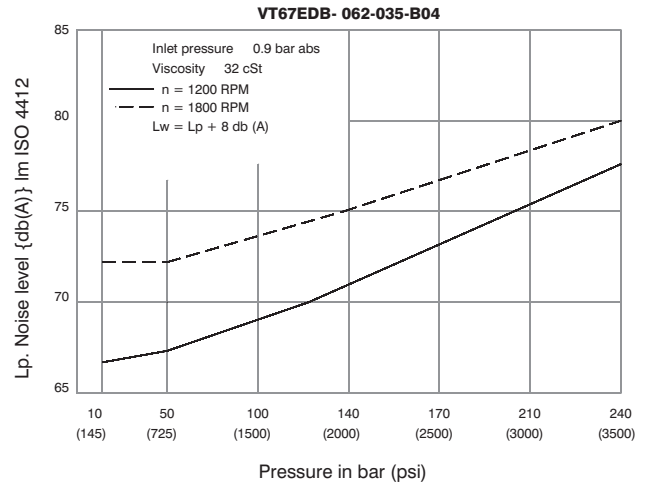


INTERNAL LEAKAGE (TYPICAL)



Do not operate pump more than 5 seconds at any speed or viscosity if internal leakage is more than 50% of theoretical flow.
Total leakage is the sum of each section loss at its operating conditions.

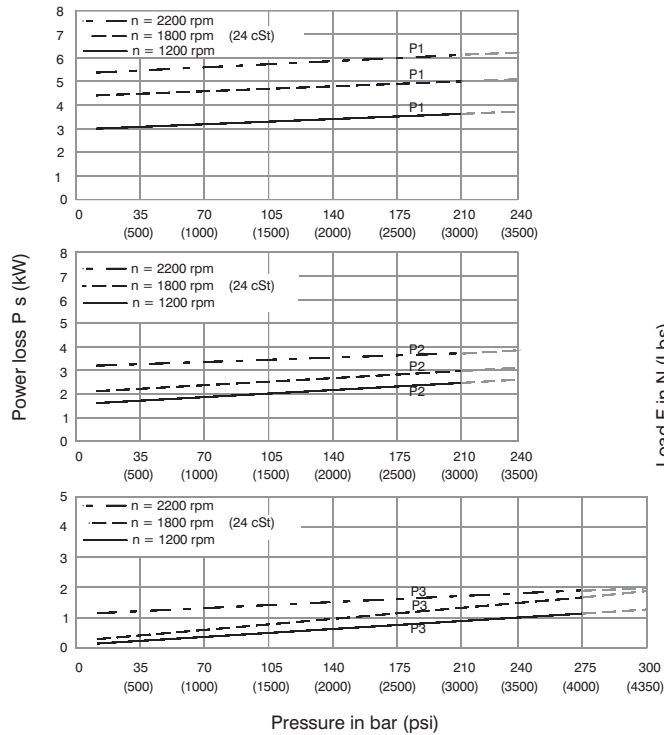
NOISE LEVEL (TYPICAL)



Triple pump noise level is given with each section discharging at the pressure noted on the curve.

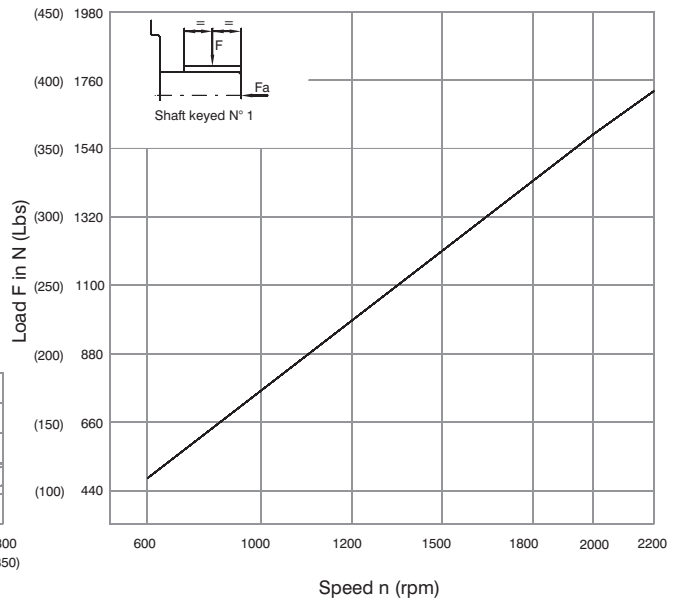


HYDROMECHANICAL POWER LOSS (TYPICAL)



Total hydromechanical power loss is the sum of each section at its operating conditions

PERMISSIBLE RADIAL LOAD



Maximum axial load permissible $F_a = 2000 \text{ N (449 Lbs)}$

Shaft torque limits in ³ /rev x psi (ml/rev x bar)	
Shaft	Vp x p max. (P1+P2+P3)
1	101506 (114715)

